






Municipio de Cárdenas
Estado Analítico del Activo
Del 01 de enero al 31 de marzo de 2024
(Cifras en Pesos)

| Concepto | Saldo Inicial | Cargos del Período | Abonos del Período | Saldo Final | Variación del Período |
|---|-------------------------|-------------------------|-------------------------|-------------------------|-----------------------|
| ACTIVO | 2,067,125,152.72 | 1,344,637,837.11 | 1,146,795,918.21 | 2,264,967,071.62 | 197,841,918.90 |
| Activo Circulante | 168,532,470.19 | 1,256,132,551.61 | 1,112,071,259.25 | 312,593,762.55 | 144,061,292.36 |
| Efectivo y Equivalentes | 135,415,498.68 | 822,700,654.35 | 676,539,540.05 | 281,576,612.97 | 146,161,114.29 |
| Derechos a Recibir Efectivo o Equivalentes | 22,692,068.61 | 417,237,372.90 | 415,221,686.12 | 24,707,755.39 | 2,015,686.78 |
| Derechos a Recibir Bienes o Servicios | 10,153,457.10 | 5,504,769.35 | 9,620,278.05 | 6,037,948.39 | -4,115,508.71 |
| Inventarios | 0.00 | 0.00 | 0.00 | 0.00 | 0.00 |
| Almacenes | 271,445.80 | 10,689,755.01 | 10,689,755.01 | 271,445.80 | 0.00 |
| Estimación por Pérdida o Deterioro de Activos Circulantes | 0.00 | 0.00 | 0.00 | 0.00 | 0.00 |
| Otros Activos Circulantes | 0.00 | 0.00 | 0.00 | 0.00 | 0.00 |
| Activo No Circulante | 1,898,592,682.53 | 88,505,285.50 | 34,724,658.96 | 1,952,373,309.07 | 53,780,626.54 |
| Inversiones Financieras a Largo Plazo | 0.00 | 0.00 | 0.00 | 0.00 | 0.00 |
| Derechos a Recibir Efectivo o Equivalentes a Largo Plazo | 36,452,589.23 | 0.00 | 0.00 | 36,452,589.23 | 0.00 |
| Bienes Inmuebles, Infraestructura y Construcciones en Proceso | 1,782,172,230.56 | 63,333,576.54 | 0.00 | 1,845,505,807.10 | 63,333,576.54 |
| Bienes Muebles | 175,048,734.95 | 1,874,389.92 | 32,578,430.36 | 144,344,694.51 | -30,704,040.44 |
| Activos Intangibles | 997,665.20 | 0.00 | 158,900.20 | 838,765.00 | -158,900.20 |
| Depreciación, Deterioro y Amortización Acumulada de Bienes | -96,078,537.41 | 23,297,319.04 | 1,987,328.40 | -74,768,546.77 | 21,309,990.64 |
| Activos Diferidos | 0.00 | 0.00 | 0.00 | 0.00 | 0.00 |
| Estimación por Pérdida o Deterioro de Activos no Circulantes | 0.00 | 0.00 | 0.00 | 0.00 | 0.00 |
| Otros Activos no Circulantes | 0.00 | 0.00 | 0.00 | 0.00 | 0.00 |

Bajo protesta de decir verdad declaramos que los Estados Financieros y sus notas, son razonablemente correctos y son responsabilidad del emisor.


 LIC. MARÍA ESTHER ZAPATA ZAPATA
 PRESIDENTE MUNICIPAL


 LIC. ALEJANDRO JIMÉNEZ PÉREZ
 SINDICADO DE HACIENDA


 TEC. KARINA ALARCON HERNANDEZ
 DIRECTORA DE FINANZAS